

GİYOTİN CAM / GUILLOTINE GLASS

# MOTORLU GİYOTİN CAM SİSTEMLERİ

MOTORIZED GUILLOTINE GLASS SYSTEMS

Motorlu Giyotin Cam Sistemleri uzaktan kumanda ile yukarı aşağı hareket ederek açılıp kapanan bir sistemdir. 3 ayrı panelden oluşan bu sistemde, 2 panel hareketli, 1 panel sabit çalışır. En altta kalan sabit panel sistem tamamen açıldığında aynı zamanda bir korkuluk görevi görmektedir.

Giyotin Cam Sistemlerinde camlar 8 mm tekcam ve ısıcamlı temperli olarak istenilen renklerde kullanılabilir. Bu sistemler çok farklı mekanlarda kullanılabilir. Cafe, Restaurant, Otel, Kış bahçesi, Etkinlik Salonları vb. mekanlarda rahatlıkla kullanılabilir.

*Motorized Guillotine Glass Systems is a system that opens and closes by moving up and down with a remote control. In this system, which consists of 3 separate panels, 2 panels are mobile and 1 panel works stationary. The fixed panel at the bottom also acts as a railing when the system is fully opened.*


*Guillotine Glass Systems, glasses can be used in desired colors as 8 mm single glass and double-glazed tempered. These systems can be used in many different places. Cafe, Restaurant, Hotel, Winter Garden, Event Halls etc. It can be used easily in places.*

## TECHNICAL


### MOTORIZED GUILLOTINE ALUMINUM PROFILES




ISICAMLI SERİ PROFİL  
*Thermal Glass Series profile*



ISICAMLI SERİ ÇİTALİ PROFİL  
*Thermal Glass Series Slatted Profile*




4500 SERİ ÇİTALİ PROFİL  
*4500 Series Sheet Profile*




4500 SERİ PROFİL  
*4500 Series Profile*



4500 SERİ KORUMALI PROFİL  
*4500 Series Protected Profile*



ISICAMLI SERİ KORUMALI PROFİL  
*Thermal Glass Series Protected Profile*



RAY PROFİLİ  
*Rail Profile*



MOTOR KAPAK ve ÖN GÖVDE  
*Engine Cover And Front Body*



ALT ÜST KAPAMA PROFİLİ  
*Lower Top Closing Profile*






RAY KAPAMA PROFİLİ  
*Rail Closing Profile*

## MOTORLU GİYOTİN CAM SİSTEMLERİ PROFİL KESİTİ MOTORIZED GUILLOTINE GLASS SYSTEMS PROFILE



## 4500 SERİ GİYOTİN CAM SİSTEMLERİ



## GUILLOTINE GLASS

# MOTORIZED GUILLOTINE GLASS FEATURES

1. Guillotine glass systems work safely and quickly in vertical movement in up and down directions. It can be turned on and off with a remote control or a button.
2. Optionally, the number of wings can be produced with 2 or 3 wings. Provided that the lower part is fixed, 2+1 or 1+1 partitioning can be made.
3. 8 mm tempered glass, 4+4 laminated tempered glass or 4+10+4 insulating glass products can be applied.
4. As all the windows are in a special aluminum frame, it provides high strength and security.
5. Insulating glass option is available.
6. All glasses used in the systems are tempered.
7. The motors used are guaranteed for 5 years.
8. The engine provides full cycle power thanks to its galvanized pipe engine block and apparatus.
9. It provides a comfortable use thanks to its silent operation design.
10. Mechanism movement is provided by special belts with steel wire texture.
11. Optionally, it can be a chain system.
12. In the system, minimum 80 cm width - maximum 420 cm, height minimum 80 cm - maximum 400 cm can be applied.
13. Glass and aluminum are mounted to each other with Tytan power flex special bonding material with European product warranty.
14. The whole frame is locked together with special plastics with edge and corner joint filling.
15. Special plastic connection materials with high resistance are used in the systems.
16. When the system is opened, it gathers at the bottom and also acts as a railing.
17. Aluminum profiles are painted with electrostatic powder oven in all colors.
18. Suitable for use as a winter garden.
19. Air insulation is provided with bristle wicks.
20. Does not block the viewing angle. It provides an uninterrupted panoramic view angle in the places where the application is made.
21. Optional rain, wind and motion sensors can be installed.